

FR 15 at a glance

Recovery tank cover
easy to remove. Immediate access to the recovery tank

Filling port
to quickly fill the solution tank, even thanks to the practical standard filling hose

Front head and knob
385 mm cleaning width, the head angle can be easily adjusted thanks to the front knob

External wheel
to easily adjust the brush head. It assures the correct floor pressure and it avoids motor overchargers

Handle
Ergonomic and completely adjustable without any effort, with integrated working functions

Polyethylene tanks
Maximum reliability and resistance against crack and dents

Drain hose
to quickly empty the recovery tank

Squeegee
It perfectly follows the machine in all its movements. The blades can be easily removed/cleaned/changed without tools



TECHNICAL DATA

	Code	Power supply	Tank capacity (sol/rec) l	Cleaning path mm	Squeege width mm	Rated power W	Productivity (theor./practical) m²/h	Running time h	Noise level db(A)	Net Weight kg	Dimensions (l x w x h) mm
FR 15 E 38	10.0060.00	Cable 230 V 50Hz	15/17	385	450	620	1540/770	-	65	40	855x430x1160
FR 15 M 38 C	11.0050.00	Battery 24 V	15/17	385	450	510	1540/920	1	65	40	855x430x1160
FR 15 M 38 BC	13.0050.00	Battery 24V	15/17	385	450	510	1540/920	1	65	40	855x430x1160
FR 15 M 38 BC Long Run	13.0070.00	Battery 24V	15/17	385	450	510	1540/920	2	65	40	855x430x1160



Ghibli SpA, via Circonvallazione, 5
27020 Dorno PV - Italia
ph +39 0382 848811 - fx +39 0382 84668
info@ghibli.it - www.ghibli.com



New look, ergonomics, compact dimensions

FR 15, thanks to its new aesthetic and technical innovations represents a relevant news in the small size scrubber-dryers market.

First of all the radically new design, giving to FR 15 the right ergonomics and appeal .


Then a perfect mix of solutions - the 15l capacity, the adjustable head, the practical external wheel, the innovative squeegee with pedal lifting system – which make of FR 15 a point of reference in its segment and the ideal solution for small medium areas.



The solution tank can be quickly filled, thanks to the wide filling port and the practical filling hose



Ergonomic and completely adjustable, the new handle ensures perfect manoeuvrability and control



The front knob makes the brush head easily adjustable ...



... while the practical external wheel allows the user to adjust it in height, thus making FR 15 perfectly suitable for any kind of floor



Three separate buttons for an easy management of all the main working functions



Real compact dimensions make the machine ideal for cleaning in "narrow" areas



FR 15 in detail

New look, compact dimensions and innovative functionalities make FR 15 the best and most suitable solution for any type of environment:

High impact design: new and attractive shapes in a slim size. To clean hard to reach areas and where the other scrubbers have usually no access


New handle: completely ergonomic and adjustable, it guarantees in any condition a perfect control of FR 15 and of its working functions

New adjustable brush head and external wheel: to allow FR 15 to adapt itself to every type of environment and surface (even the toughest ones), without "stressing" the motor. Maximum reliability and top cleaning performances.

New squeegee system: now even more innovative and reliable, thanks to the pedal lifting system, the FR15 squeegee perfectly covers the water track in any condition and guarantees remarkable drying results

XFC "pure lead" batteries: guarantee up to 2 hours running time (and only 1.5 hour of charging time)

STANDARD ACCESSORIES	Code	Model
Polipropylene brush (0.9)	40.0108.00	
Filling hose	30.0024.00	
Front PU squeegee blade	39.0070.00	
Rear PU squeegee blade	39.0071.00	
On board charger (Shuko plug 220-240V)	18.0032.00	FR 15 C, BC
Battery set (2 pcs) gel 25 Ah	18.0017.00	FR 15 BC
External charger (Shuko plug IP44 220-240 VAC)	18.0029.00	FR15 Long Run
Battery set (2 pcs) XFC 12V 35 Ah Gel	18.0030.00	FR 15 Long Run



Compact squeegee: immediately behind the brush, able to curve up to 270°, so completely covering the cleaning path (even on sharp curves); for perfect drying results




New squeegee pedal lifting system; even more practical and reliable



Recovery tank: easy to clean ...



... it can be easily removed as well , to transport, empty and clean it without any effort



The special XFC batteries (standard in the Long Run version) guarantee up 2 hours running time



Standard on-board battery charger; for a quick recharge of the machine at any convenient location